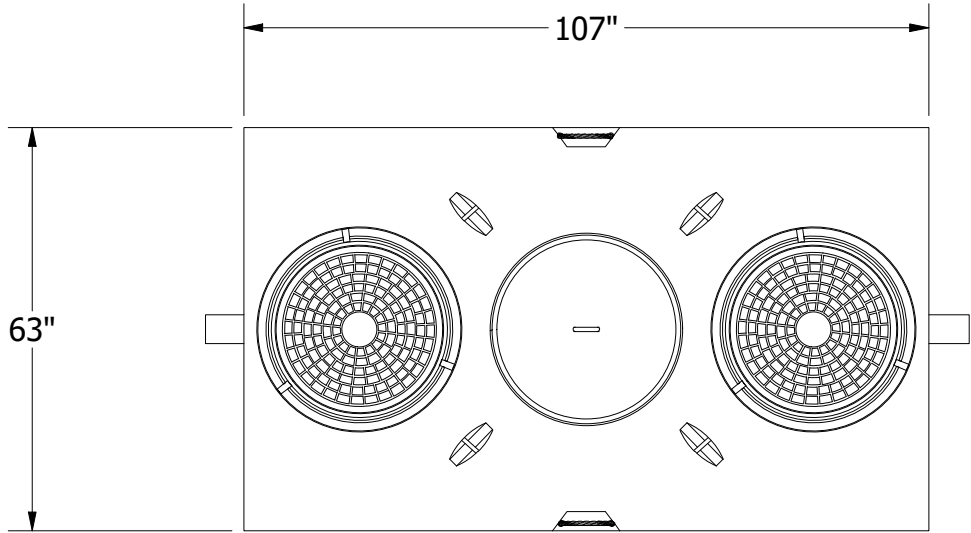
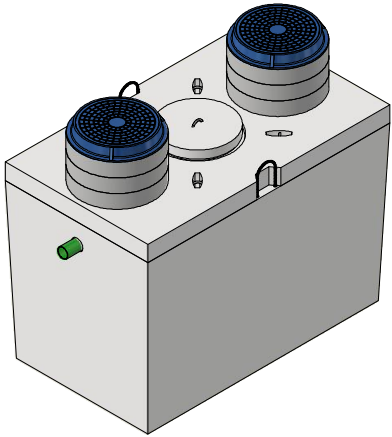


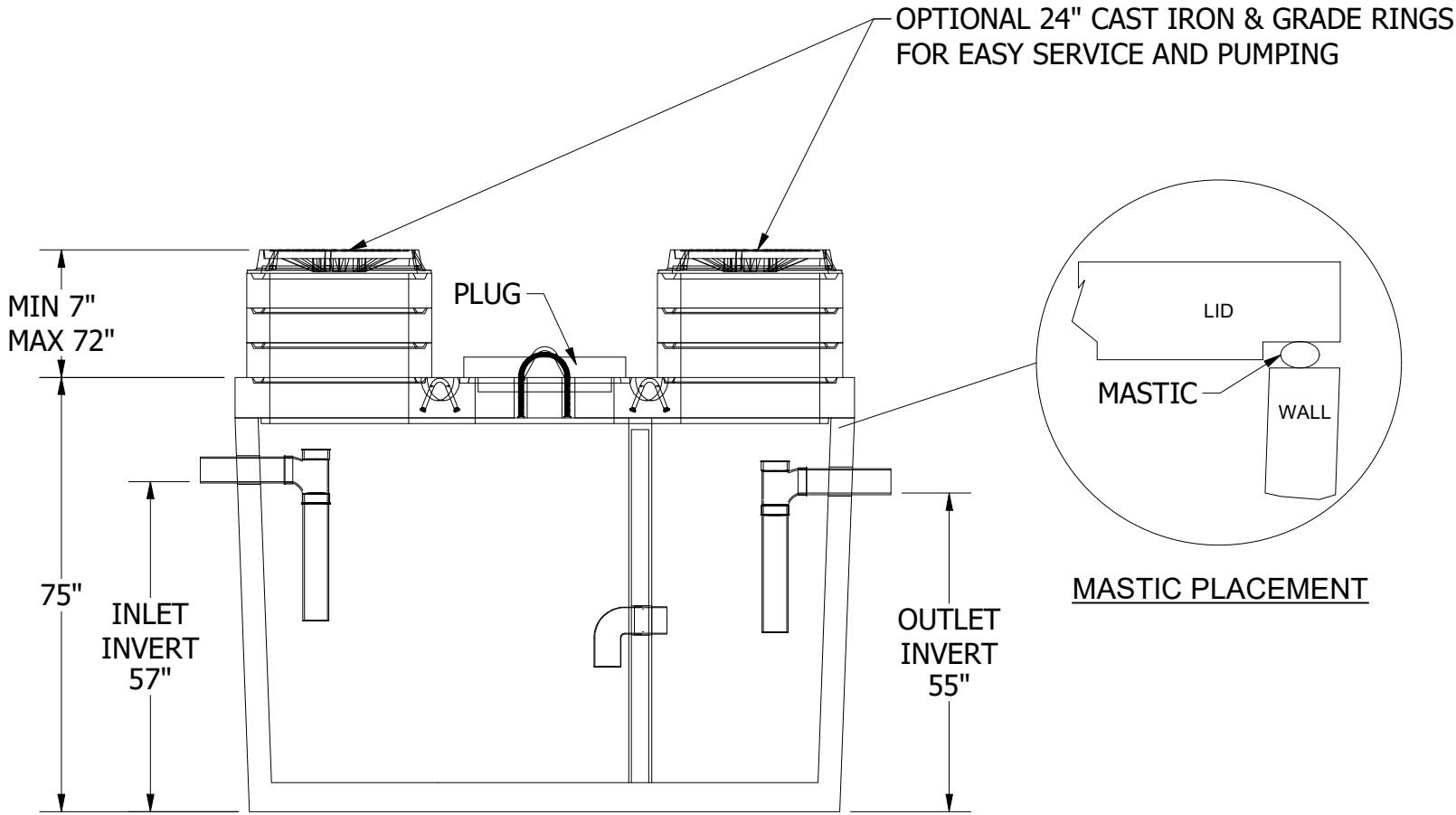
SEPTIC TANKS, 1000-GALLON



PLAN VIEW



ISOMETRIC VIEW



ELEVATIONS AND CROSS SECTIONAL

PART INFORMATION			
PART No.	QTY	APPROX. WEIGHT	YARDS
PP1000-S BASE	1	9,400 LBS	2.34 YDS
PP1000-S TOP	1	3,700 LBS	0.92 YDS
PP1000-S BAFFLE WALL 1	1	830 LBS	0.21 YDS
PLUG COVER SLAB TOP	AS REQUIRED	200 LBS	0.03 YDS
MH-24x3" GRADE RING	AS REQUIRED	350 LBS PER LINEAL/FOOT	0.04 YDS/FT
MH-24x6" GRADE RING	AS REQUIRED	350 LBS PER LINEAL/FOOT	0.04 YDS/FT
MH-24x12" GRADE RING	AS REQUIRED	350 LBS PER LINEAL/FOOT	0.04 YDS/FT
MH-24 RING AND COVER	AS REQUIRED2	N.A.	N.A.
4" SOI PLUMBING (KIT)	1	N.A.	N.A.

SPECIFICATIONS:

- Design meets and complies with IAPMO/ANSI Z1000 (Prefabricated Gravity Septic Tank) & ASTM C1227 (Standard Specification for Precast Concrete Grease Interceptors)
- Design Load: H-20 Traffic with dry soil conditions (water table below tank)
- Minimum earth cover; 7 inches: Maximum earth cover 6-Feet.
- City, Agency or The AHJ standards and specifications shown, are to the best of Precon Products knowledge and may change without notice
- Precon Products reserves the right to make product design, dimensional, and specification changes without notice.
- For complete Design and Product Information Contact Precon Products.

INCLUSIONS & EXCLUSIONS:

- 1 x 4-Inch Pipe Kit supplied by Precon Products; installed by others.
- EXCLUSIONS:** Linings, Coatings & Water Testing Above the Operational Level of the Tank (Unless Quote Specific)

DELIVERY & SETTING:

- Access and setting of Precon Products Tanks is the complete responsibility of Precon Products Driver/Crane Operator or Precon's Representative. Egress, in and out of jobsite and access to the excavation must be acceptable to Precon's Driver/Crane Operator.
- Precon Products requires 1-2 workers to assist in setting the tank.

EXCAVATION REQUIREMENTS:

- A minimum of 2 Feet of excavation around the exterior perimeter of the tank is required to safely set the tank. **(Excavation for this tank is 8' by 11')**
- All Precon Products tanks shall be set on an approved sub-base to insure against movement of the tank, inlet and outlet pipes.

WATER OR VACUUM TESTING:

- Precon Products guarantees all Tanks to be watertight to the operational level of the tank;(OUTLET INVERT) PER IAPMO/ANSI Z1001 & ASTM C1613 Section 9 Watertightness Test Methods.
- Watertight testing above the operational level of the tank may have structural implications. Contact Precon Products for additional information.

HAZARDS & WARNINGS:

- Underground tanks are confined spaces and therefore subject to OSHA Confined Space Entry Procedures. If entry is required, enter only with proper equipment and in adherence to all OSHA Procedures & Protocols.

REVISIONS:	No.	DATE	DESCRIPTION

THE CONTENTS OF THESE DRAWINGS ARE THE PROPERTY OF PRECON PRODUCTS AND ARE PROPRIETARY AND CONFIDENTIAL. THESE DOCUMENTS SHALL NOT BE DISSEMINATED FOR ANY OTHER USE, WITHOUT THE WRITTEN CONSENT OF PRECON PRODUCTS. IF YOU RECEIVE THESE DRAWINGS IN ERROR, RETURN TO SENDER WITHOUT READING, COPYING OR DISCLOSING THE CONTENTS.

DO NOT SCALE

PRECON
240 W. LOS ANGELES AVE.
SIMI VALLEY, CA 93065
P: (805) 527-0841 F: (805) 584-0769;
WWW.PRE-CONPRODUCTS.COM

TITLE:
**1000 GALLON
2 COMPARTMENT
SEPTIC TANK**

DRAWN BY:
K.STRADER

DATE:
1/24/2024

SHEET:
1 OF 1