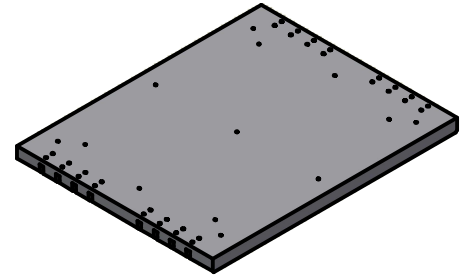
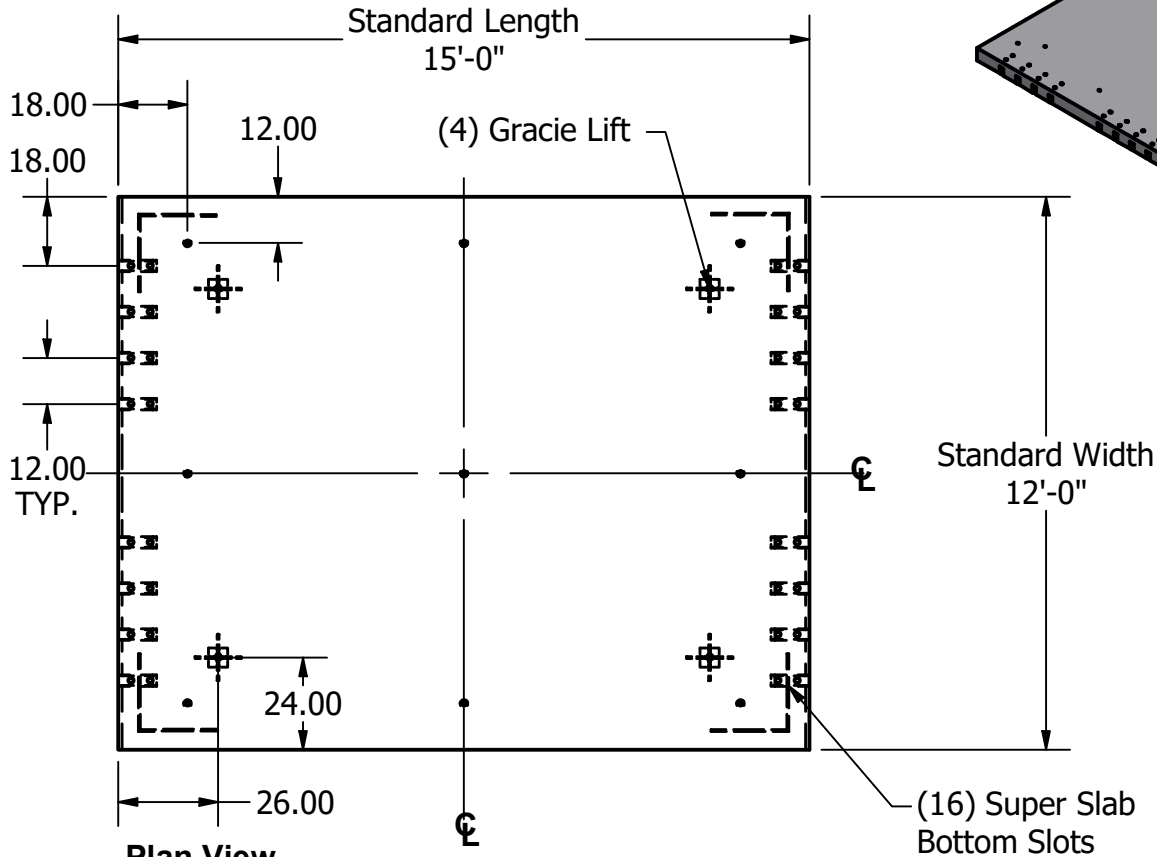
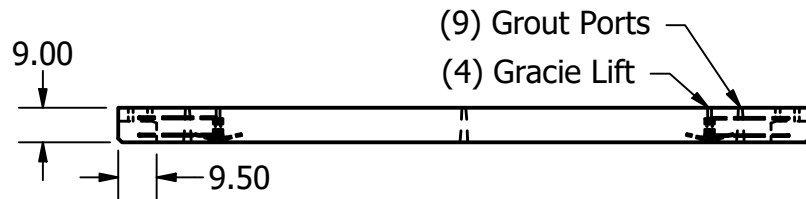


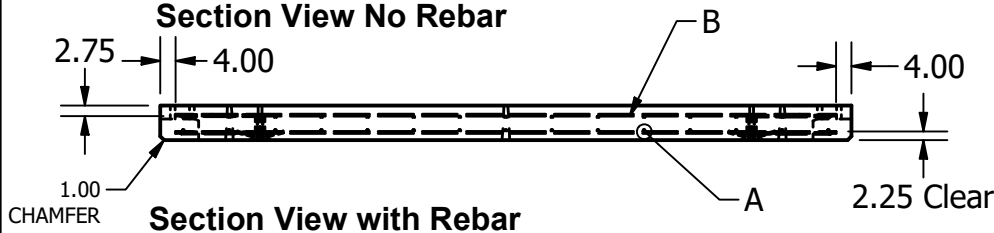
9" C Panel



Isometric View



Section View No Rebar



Section View with Rebar

NOTES: UNLESS OTHERWISE SPECIFIED.

1. ALL DIMENSIONS ARE IN DECIMAL INCHES.
2. PRECAST MATERIALS AND MANUFACTURING METHODS SHALL CONFORM TO PROJECT 07-306204.
3. CONCRETE SHALL HAVE A MINIMUM COMPRESSIVE STRENGTH F C= 6000 PSI AT 28 DAYS. MIX DESIGN # 1508576
4. GALVANIZED GRACIE LIFTS SHALL BE AS INTO PANEL AND USED FOR LEAVING.
5. FORT MILLER GROUT SUPPORTED BOTTOM-SLOT AND DOWEL SYSTEM TO BE USED.
6. PANEL SHALL HAVE A 2" COVER TOP AND BOTTOM WITH A 4" COVER ON ALL FOUR SIDES.



APPROVED BY	DATE	APPROVED BY	DATE	DRAWN BY	DATE	MODEL NO.	SH 1 OF 1
				K.Strader	3/28/2016		