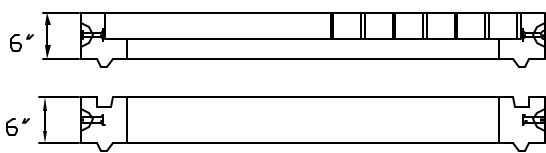



WEIGHTS:	HTS	LBS
RISER	6"	525
RISER	12"	1050
RISER	24"	2100
BASE	30"	3675
BASE WITH FLOOR	30"	4200
BASE	36"	3675
BASE WITH FLOOR	36"	4200
BASE	42"	3675
BASE WITH FLOOR	42"	4200

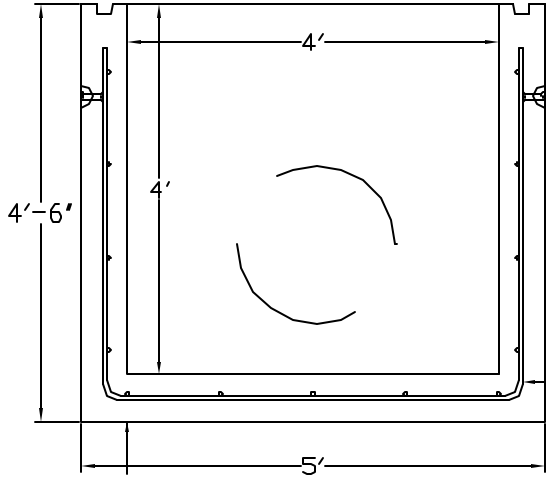
FRAME AND GRATE PER DRAWING  
48" x 48" TRAFFIC GRATE ( 2 PC GRATE)



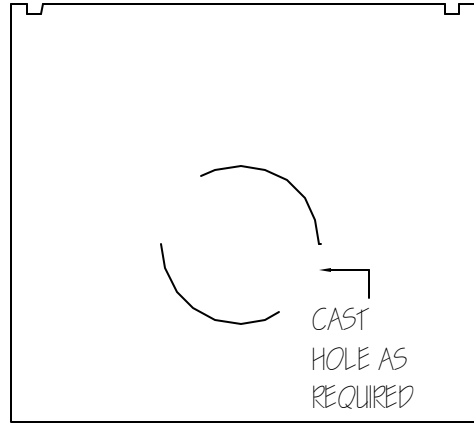
LIFTING PINS



OTHER SIZES  
AVAILABLE  
UPON  
REQUEST



BASE SIZES  
30"  
36"  
42"



REBAR  
#4 @  
12" OC

REVISIONS	BY

NOTES:

1. CONCRETE - 28 DAY COMPREEIVE STRENGHT  
 $f_c = 4000 \text{ PSI}$
  2. REBAR - ASTM A-706 GRADE 60
  3. DESIGN - ASTM C-857 MIN. STRUCTURAL  
DESIGN LOADING
- \* FOR UNDERGROUND PRECAST CONCRETE UTILITY  
STRUCTURES. DESIGNED FOR H2O-44.

CONTRACT NO.	
DRAWN BY	KS
CHECKED BY	
DATE	8/05/03
P/N	4848CB
SHEET	SCALE
1 OF 1	



TITLE  
48" x 48"  
CATCH BASIN